

Cable Display Systems

Catalogue



1.5mm (1/16") cable - fixing kits

Floor to Ceiling Fixing Kit

CK-1500

- 18.5mm (3/4") dia. top fixing
- Floor fixing with adjustable sleeve
- 4m (13' 1-1/2") stainless steel cable
(Allen key and fixing screws supplied)

CK-1501

Suspension Panel Kit

- 18.5mm (3/4") dia. top fixing
- Suspension support holds panel up to 6mm
- 2m (6' 6-3/4") stainless steel cable
(Allen key and fixing screws supplied)

Ceiling Fixed Weighted

CK-1502

- 18.5mm (3/4") dia. top fixing
- Top fixing with solid weight, 40mm (1-9/16") x L 140 (5-1/2") mm/1.4 kgs
- 4m (13' 1-1/2") stainless steel cable
(Allen key and fixing screws supplied)

CK-1503

Wall Mounted Kit With Solid Weight

- Wall mounted support with adjustable angle
- Plate 34.5mm (1-3/8") dia.
- Solid weight, 40mm (1-9/16")xL140(5-1/2")mm /1.4 kgs
- 4m (13' 1-1/2") stainless steel cable
(Allen key and fixing screws supplied)

1.5mm (1/16") cable - fixing kits

Ceiling To Wall Fixing kit

CK-1504

- Use for suspending signs and graphics etc.
- 18.5mm (3/4") dia. top fixing
- Plate Dia. 34.5mm (1-3/8")
- Included top and swivel bottom fitting with adjustable sleeve
- 3m (9' 10") stainless steel cable (Allen key and fixing screws supplied)

CK-1505

Wall To Floor Fixing kit

- Use for suspending signs and graphics etc.
- Included swivel top and bottom fitting with adjustable sleeve
- Plate Dia. 34.5mm (1-3/8")
- 3m (9' 10") stainless steel cable (Allen key and fixing screws supplied)

Wall To Wall Swivel Kit

CK-1506

- Plate 34.5mm (1-3/8") dia.
- Includes top and bottom swivel fittings
- Bottom swivel fitting with adjustable sleeve
- 4m (13' 1-1/2") stainless steel cable (Allen key and fixing screws supplied)

CK-1507

Floor to Ceiling Cable Display Kit

- with floor fixing and ceiling fixing
- 4m (13' 1-1/2") stainless steel cable (Allen key and fixing screws supplied)

Adjustable Wall Bracket

CK-1508

- for use with floor to ceiling cable display kit - CK-1507
- adjustable angle for multi purpose use (Allen key and fixing screws supplied)

* All kits show on this page are in Satin Chrome finish. fixings are made from solid brass.

1.5mm Cable – panel /shelf supports

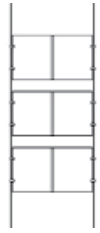
Vertical Panel Supports

3mm(1/8")



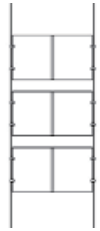
PS 13-23-3

size : 13 (1/2") dia. x 23 (7/8") L (mm)
Poster holder support for panel -
up to 3mm (1/8")



PS 13-36.5-3

size : 13 (1/2") dia. x 36.5 (1-3/8") L (mm)
Twin poster holder support for panel -
up to 3mm (1/8")

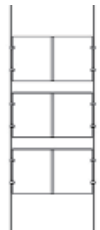


4mm(5/32")



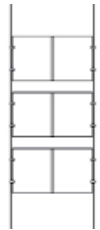
PS 10-16-4

size : 10 (3/8") dia. x 16 (5/8") L (mm)
Poster holder support for panel - up to 4mm(5/32")



PS 10-20-4

size : 10 (3/8") dia. x 20 (25/32") L (mm)
Twin poster holder support for panel -
up to 4mm (5/32")

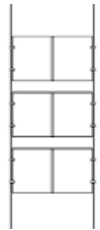


6mm(1/4")



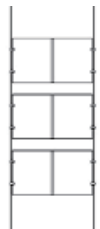
PS 15-27-6

size : 15 (19/32") dia. x 27 (1-1/16") L (mm)
Single panel support
up to 6mm (1/4")



PS 15-35-6

size : 15 (19/32") dia. x 35 (1-3/8") L (mm)
Twin panel support
up to 6mm (1/4")



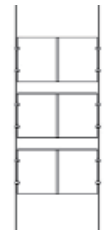
1.5mm Cable – panel /shelf supports

6mm(1/4")



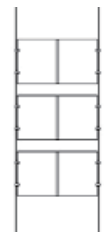
PS 18.5-23-6

size : 18.5 (3/4") dia. x 23 (7/8") L (mm)
Single panel support
up to 6mm (1/4")



PS 18.5-37-6

size : 18.5 (3/4") dia. x 37 (1-3/8") L (mm)
Twin panel support
up to 6mm (1/4")

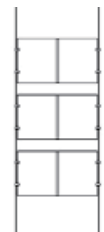


10mm(3/8")



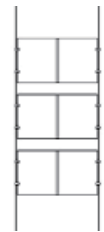
PS 18.5-23-10

size : 18.5 (3/4") dia. x 23 (7/8") L (mm)
Single panel support
up to 10mm (3/8")



PS 18.5-37-10

size : 18.5 (3/4") dia. x 37 (1-3/8") L (mm)
Twin panel support
up to 10mm (3/8")



PS 18.5-25.5

size : 18.5 (3/4") dia. x 25.5 (15/16") L (mm)
Panel support for top / bottom
up to 10mm (3/8")



1.5mm Cable – panel /shelf supports

Shelf Supports

4mm(5/32")



SS 10-16-4

size : 10 Dia. x 16 L (mm)
shelf Support
4 mm(5/32")



SS 10-20-4

size : 10 Dia. x 20 L (mm)
Twin shelf support
4 mm(5/32")



6mm(1/4")



SS 18.5-23-6

size : 18.5 (3/4") dia. x 23 (7/8") L (mm)
Shelf support
up to 6mm (1/4")



SS 18.5-37-6

size : 18.5 (3/4") dia. x 37 (1-3/8") L (mm)
Twin shelf support
up to 6mm (1/4")



10mm(3/8")



SS 18.5-23-10

size : 18.5 (3/4") dia. x 23 (7/8") L (mm)
Shelf support
up to 10mm (3/8")



SS 18.5-37-10

size : 18.5 (3/4") dia. x 37 (1-3/8") L (mm)
Twin shelf support
up to 10mm (3/8")



PS 18.5-10

size : 18.5 (3/4") dia. (mm)
Under-shelf support
shelf hole size 10mm (3/8")



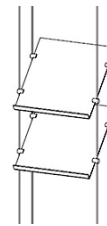
1.5mm Cable – panel /shelf supports

Swivel Supports For Panels / Shelves



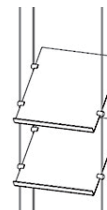
SPS 18.5-26.5-8

size : 18.5 (3/4") dia. x 26.5 (1") L (mm)
Swivel clamp for panel / shelf
up to 8mm (5/16")



SPS 18.5-37-8

size : 18.5 (3/4") dia. x 37 (1-3/8") L (mm)
Twin swivel clamps for panels / shelves
up to 8mm (5/16")

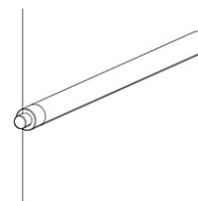


Supports For Screw Fix Panels



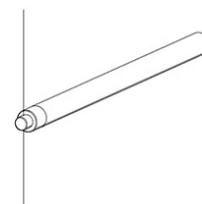
S 16-14

size : 16 (5/8") dia. x 14 (35/64") L (mm)
Single support for any item fitted with boss fitting



S 16-20

size : 16 (5/8") dia. x 20 (25/32") L (mm)
Double support for any item fitted with boss fitting



1.5mm Cable – panel /shelf supports

Supports For Panels With Holes



PS 18.5-18

Size : 18.5 (3/4") dia. x 18 (11/16") L (mm)
Frame support



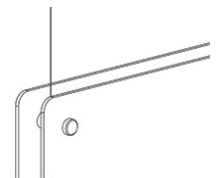
PS 18.5-1

size : 18.5 (3/4") dia. (mm)
Pierced support for panels 5mm dia. (3/16") hole fix



PS 18.5-2

Size : 18.5 (3/4") dia. (mm)
Twin pierced support for panels 5mm dia. (3/16") hole fix



TF 18.5-19

Size : 18.5 (3/4") dia. x 19 (3/4") L (mm)
Top fixing with cable grip

Material : Brass

Finish : Chrome / Satin Chrome

Material : Aluminum

Finish : Satin silver anodised / Brass anodised / Stainless anodised

3mm (1/8") cable – fixing kits



Floor to Ceiling Fixing Kit

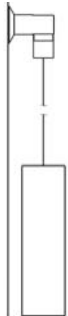
CK-3000

- 18.5mm (3/4") dia. top fixing
- Floor fixing with adjustable sleeve
- 4m (13' 1-1/2") stainless steel cable (Allen key and fixing screws supplied)

CK-3002

Ceiling Fixed Weighted

- 18.5mm (3/4") dia. top fixing
- Top fixing with solid weight, 40mm (1-9/16") x L 140 (5-1/2") mm/1.4 kgs (3lbs)
- 4m (13' 1-1/2") stainless steel cable (Allen key and fixing screws supplied)



Wall Mounted Kit With Solid Weight


CK-3003

- Wall mounted support with adjustable angle
- Plate 34.5mm (1-3/8") dia.
- Solid weight, 40mm (1-9/16") x L 140 (5-1/2") mm/1.4 kgs
- 4m (13' 1-1/2") stainless steel cable (Allen key and fixing screws supplied)

CK-3006

Wall To Wall Swivel Kit

- Plate 34.5mm (1-3/8") dia.
- Includes top and bottom swivel fittings
- Bottom swivel fitting with adjustable sleeve
- 4m (13' 1-1/2") stainless steel cable (Allen key and fixing screws supplied)



3mm Cable – panel /shelf supports

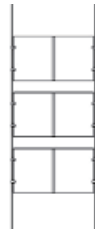
Vertical Panel Supports

6mm (1/4")



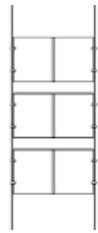
PS 18.5-26.5-6-3

size : 18.5 (3/4") dia x 26.5 (1") L (mm)
Single panel support
up to 6mm (1/4")



PS 18.5-38.5-6-3

size : 18.5 (3/4") dia. x 38.5 (1-3/8") L (mm)
Twin panel support
up to 6mm (1/4")

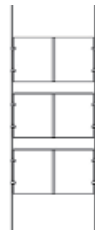


10mm (3/8")



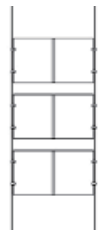
PS 18.5-26.5-10-3

size : 18.5 (3/4") dia. x 26.5 (1") L (mm)
Single panel support
up to 10mm (3/8")



PS 18.5-38.5-10-3

size : 18.5 (3/4") dia. x 38.5 (1-3/8") L (mm))
Twin panel support
up to 10mm (3/8")



PS 18.5-28-10-3

size : 18.5 (3/4") dia. x 28 (1-1/16") L (mm)
Panel support for top / bottom
up to 10mm (3/8")



3mm Cable – panel /shelf supports

Shelf Supports

6mm(1/4")



SS 18.5-26.5-6-3

size : 18.5 (3/4") dia. x 26.5 (1") L (mm)
Shelf support
up to 6mm (1/4")



SS 18.5-38.5-6-3

size : 18.5 (3/4") dia. x 38.5 (1-3/8") L (mm)
Twin shelf support
up to 6mm (1/4")



10mm(3/8")



SS 18.5-26.5-10-3

size : 18.5 (3/4") dia. x 26.5 (1") L (mm)
Shelf support
up to 10mm (3/8")



SS 18.5-38.5-10-3

size : 18.5 (3/4") dia. x 38.5 (1-3/8") L (mm)
Twin shelf support
up to 10mm (3/8")



SS 18.5-10-3

size : 18.5 (3/4") dia. (mm)
Under-shelf support
shelf hole size 10mm (3/8")



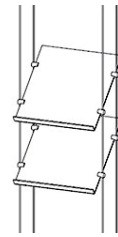
Swivel Supports For Panels / Shelves

8mm(5/16")



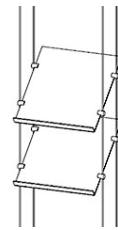
SPS 18.5-26.5-8-3

size : 18.5 (3/4") dia. x 26.5 (1") L (mm)
Swivel clamp for panel / shelf
up to 8mm (5/16")



SPS 18.5-38.5-8-3

size : 18.5 (3/4") dia. x 38.5 (1-3/8") L (mm)
Twin swivel clamps for panels / shelves
up to 8mm (5/16")

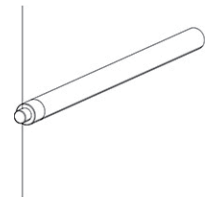


Supports For Screw Fix Panels



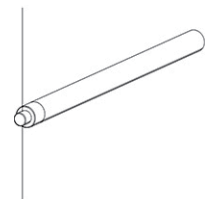
S 16-16-3

size : 16 (5/8") dia. x 16 (5/8") L (mm)
Single support for any item fitted with boss fitting.



S 16-22-3

size : 16 (5/8") dia. x 22 (55/64") L (mm)
Double support for any item fitted with boss fitting.



Supports For Panels With Holes



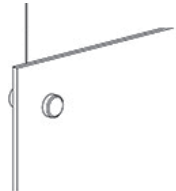
PS 18.5-18-3

size : 18.5 (3/4") dia. x 18 (11/16") L (mm)
Frame support



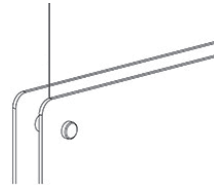
PS 18.5-5-3-1

size : 18.5 (3/4") dia. (mm)
Pierced support for panels
5mm dia. (3/16") hole fix



PS 18.5-5-3-2

size : 18.5 (3/4") dia. (mm)
Twin pierced support for panels
5mm dia. (3/16") hole fix



TF 18.5-19-3

size : 18.5 (3/4") dia. x 19 (3/4") L (mm)
Top fixing with cable grip

Material : Brass

Finish : Chrome / Satin Chrome

Material : Aluminum

Finish : Satin silver anodised / Brass anodised / Stainless anodised

ential • Land Sales

Love & Gratitude

that comes genuinely from within us are the two most

important

life codes.

Wai Chiao Industrial Co., Ltd.

Tel: 886-2-2331-9307, Fax: 886-2-2381-4286

e-mail : sales@viiradisplay.com, <http://www.viiradisplay.com>

